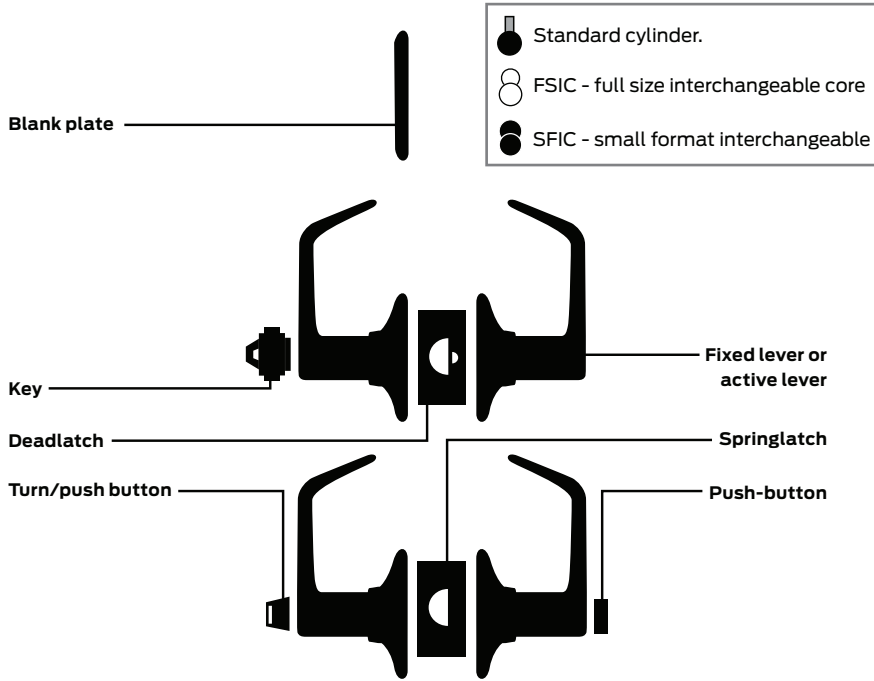


Lock functions

ANSI A156.2 Series 4000 Grade 2

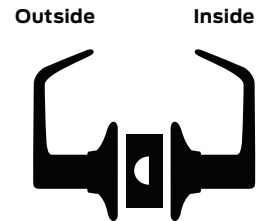


Non-keyed functions

Schlage ANSI
AL10S **F75**

Passage latch

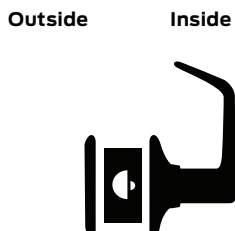
- Both levers always unlocked.
- Inside lever always free for immediate egress.



Schlage ANSI
AL25D -

Exit lock

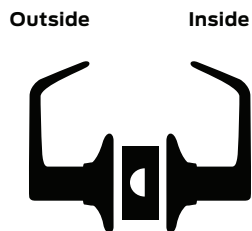
- Blank plate outside.
- Inside lever always unlocked.
- Inside lever always free for immediate egress.
- Specify door thickness.



Schlage ANSI
AL40S **F76**

Bath/bedroom privacy lock

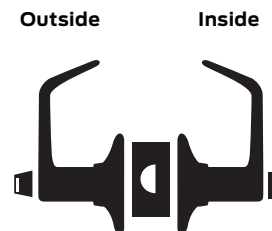
- Push-button locking.
- Can be unlocked from outside with small screwdriver.
- Turn inside lever or close door to release button.
- Inside lever always free for immediate egress.



Schlage ANSI
AL44S -

Hospital privacy lock

- Push-button locking.
- Unlock from outside by turning emergency turn-button.
- Turn inside lever or close door to release button.
- Inside lever always free for immediate egress.



Lock functions

ANSI A156.2 Series 4000 Grade 2

Keyed functions

Schlage ANSI

AL170 -

Single dummy trim

- Single dummy trim for one side of door.
- Used for door pull or as matching inactive trim.

Outside or Inside



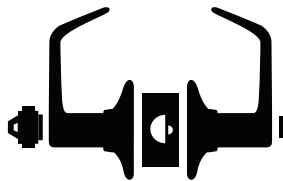
Schlage ANSI

AL50PD **F82**

Entrance/office lock

- Push-button locking.
- Push-button locks outside lever until it is unlocked with a key or by rotating the inside lever.
- Inside lever always free for immediate egress.

Outside Inside



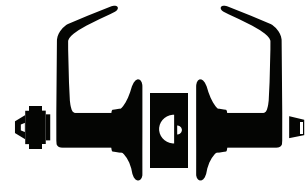
Schlage ANSI

AL53PD **F109**

Entrance lock

- Turn/push-button locking: pushing and turning button locks outside lever, requiring use of a key until the button is manually unlocked.
- Push-button locking: push-button locks the outside lever until it is unlocked by key or by turning the inside lever.
- Inside lever always free for immediate egress.

Outside Inside



Schlage ANSI

AL70PD **F84**

Classroom lock

- Outside lever is locked and unlocked by key.
- Inside lever is always unlocked.
- Inside lever always free for immediate egress.

Outside Inside



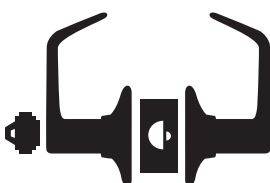
Schlage ANSI

AL80PD **F86**

Storeroom lock

- Outside lever is fixed.
- Entrance by key only.
- Inside lever is always unlocked.
- Inside lever always free for immediate egress.

Outside Inside



Schlage ANSI

AL85PD **F93**

Faculty restroom lock (with indicator cylinder)

- Outside lever is fixed.
- Entrance by key only.
- Push button on inside lever activates visual occupancy indicator, allowing only the emergency masterkey to operate.
- Rotate inside lever or close door to release visual occupancy indicator.
- Rotation of inside spanner button provides lockout feature by keeping indicator thrown.
- Inside lever always free for immediate egress.

Outside Inside

