

Functions

Lever functions

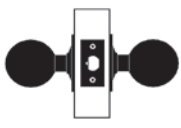
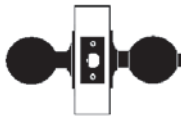
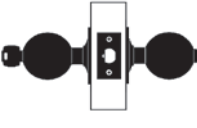
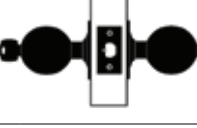
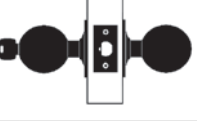
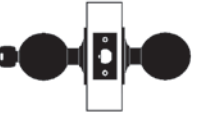


Catalog number	Function	Name	Description	ANSI no.
*W101		Passage/ closet set	Latch bolt by levers at all times.	F75
*W161		Communicating/ exit lock	Deadlocking latch bolt by inside lever. Non-removable blank plate outside. Inside lever is always free.	
W201		Patio lock	Deadlocking latch bolt by levers. Outside lever is locked by push button from inside. Rotating inside lever or closing door releases button and unlocks outside lever.	F77
*W301		Privacy lock	Latch bolt by levers. Outside lever is locked by push button on inside lever. Rotating inside lever or closing door releases push button and frees outside lever. Inside lever is always free. Emergency release in outside lever unlocks door.	F76
W501		Entry lock	Push button locking. Button on inside locks outside lever until unlocked by key or by rotating inside lever. Closing door release push button and unlocks door. Inside lever always free. Deadlock latchbolt.	F82
*W511		Entry/office lock	Deadlocking latch bolt by levers. Turn/push button locking. Pushing and turning button locks outside lever, requiring use of a key for unlocking the door until button is manually unlocked. Pushing button locks outside lever until unlocked by key or by rotating inside lever. Inside lever is always free.	F109
*W561		Classroom lock	Deadlocking latch bolt by levers. Outside lever is locked by key in outside lever. Inside lever is always free.	F84
*W571		Corridor lock	Deadlocking latch bolt. Push Button Locking. Button on the inside locks outside lever until unlocked by key or by rotating inside lever. Closing the door releases button. Inside lever always free. ¹	
*W581		Storeroom lock	Deadlocking latch bolt by lever inside or key outside. Outside lever is always locked. Inside lever is always free.	F86
W711		Apartment entrance lock	Deadlocking latch bolt by levers. Turn/push button locking. Pushing and turning button locks outside lever, requiring use of a key for unlocking the door until button is manually unlocked. Pushing button locks outside lever until unlocked by key, by rotating inside lever, or by closing the door. Inside lever is always free.	
*W12		Single dummy	Single trim, surface-mounted rigid lever.	
*W18		Double dummy	Double trim, surface-mounted rigid levers.	

* Available as small rose

¹ This lock will unlock when the door is closed. If you want your door to remain locked when it closes, please purchase the 501 function.

Functions

Knob functions

Catalog number	Description	Description	ANSI no.
W101	 Passage/closet set	Latch bolt by knob at all times.	F75
W301	 Privacy lock	Latch bolt by knobs. Outside knob is locked by push button on inside knob. Rotating inside knob or closing door releases push button and frees outside knob. Inside knob is always free. Emergency release in outside knob unlocks door.	F76
W501	 Entry lock	Push button locking. Button on inside locks outside knob until unlocked by key or by rotating inside knob.	F82
W511	 Entry/office lock	Deadlocking latch bolt by knobs. Turn/push button locking. Pushing and turning button locks outside knob, requiring use of a key for unlocking the door until the button is manually unlocked. Pushing button locks outside knob until unlocked by key or by rotating inside knob. Inside knob is always free.	F109
W561	 Classroom lock	Deadlocking latch bolt by knobs. Outside knob is locked by key in outside knob. Inside knob is always free.	F84
W571	Corridor lock	Deadlocking latch bolt. Push button locking. Button on the inside locks outside lever until unlocked by key or by rotating inside lever. Closing the door releases button. Inside lever always free. ¹	
W581	 Storeroom lock	Deadlocking latch bolt by knobs. Outside knob is always locked. Inside knob is always free.	F86
W711	 Apartment entrance lock	Deadlocking latch bolt by knobs. Turn/push button locking. Pushing and turning button locks outside knob, requiring use of a key for unlocking the door until the button is manually unlocked. Pushing button locks outside knob until unlocked by key, by rotating inside knob, or by closing the door. Inside knob is always free.	
W12	 Single dummy	Single trim, surface-mounted rigid knob.	

¹ This lock will unlock when the door is closed. If you want your door to remain locked when it closes, please purchase the 501 function.