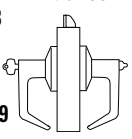
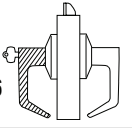
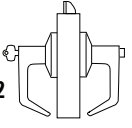
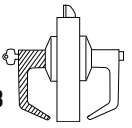
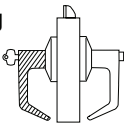
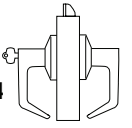
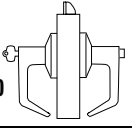
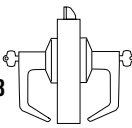
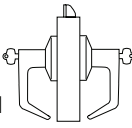
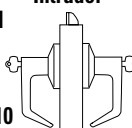
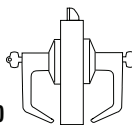
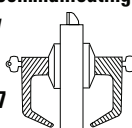
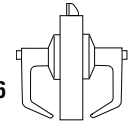
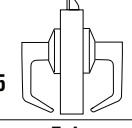
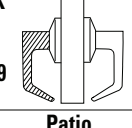
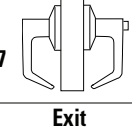
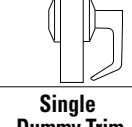
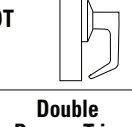
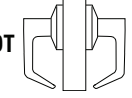


FUNCTIONS

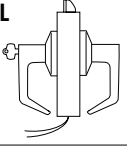
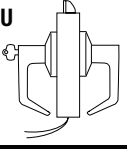
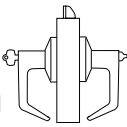
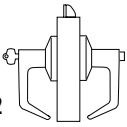
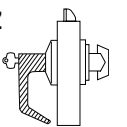
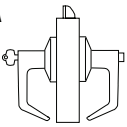
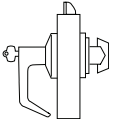
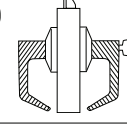
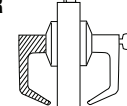
Function & Diag. (ANSI No.)	Description	Outside Lever		Inside Lever	
		Latch operated by	Locked by	Unlocked by	Locked by
Single Keyed					
Entrance AB F109 	<ul style="list-style-type: none"> Rotating the inside lever, Rotating the outside lever—only when the inside push button is out, Turning the key in the outside lever 	<ul style="list-style-type: none"> Pushing the inside button, Pushing and turning the inside button. Turning the button keeps the outside lever locked until the button is turned back 	<ul style="list-style-type: none"> Turning the key in the outside lever, (only when the button is not turned) Rotating the inside lever, (only when the button is not turned). Closing the door (only when the button is not turned) 	Cannot be locked	Always unlocked
Storeroom D F86 	<ul style="list-style-type: none"> Turning the key in the outside lever, Rotating the inside lever 	Always fixed	Cannot be unlocked	Cannot be locked	Always unlocked
Service Station E F92 	<ul style="list-style-type: none"> Rotating the inside lever, Rotating the outside lever—only when the inside push button is out. Turning the key in the outside lever 	<ul style="list-style-type: none"> Pushing the inside button, Pushing and turning the inside button. Turning the button keeps the outside lever locked until the button is turned back 	<ul style="list-style-type: none"> Turning the key in the outside lever, Rotating the inside lever, Closing the door—only when the button is not turned, Turning back the slotted button 	Cannot be locked	Always unlocked
Hotel Guest Room H F93 	<ul style="list-style-type: none"> Rotating the inside lever, Turning the key in the outside lever—only when the inside push button is out, Removing the core with a control key and using a special emergency key 	Always fixed	Key block feature is released by: <ul style="list-style-type: none"> Rotating the inside lever, Closing the door 	Cannot be locked	Always unlocked
Indicator Included	Pushing the inside button projects an “occupied” indicator in the outside lever and blocks all operating keys.				
Hotel Guest Room HJ 	<ul style="list-style-type: none"> Rotating the inside lever, Turning the key in the outside lever—only when the inside push button is out, Removing the core with a control key and using a special emergency key 	Always fixed	Key block feature is released by: <ul style="list-style-type: none"> Rotating the inside lever, Closing the door 	Cannot be locked	Always unlocked
No Indicator	Pushing the inside button blocks all operating keys, but no “occupied” indicator is projected.				
Classroom R F84 	<ul style="list-style-type: none"> Rotating the inside lever, Turning the key in the outside lever, Rotating the outside lever when not locked by key 	Turning the key in the outside lever	Turning the key in the outside lever	Cannot be locked	Always unlocked
Dormitory T F90 	<ul style="list-style-type: none"> Rotating the inside lever, Rotating the outside lever when not locked by key or push button 	<ul style="list-style-type: none"> Turning the key in the outside lever, Pushing the button on the inside lever 	<ul style="list-style-type: none"> Turning the key in the outside lever, Rotating the inside lever (only when locked by push button), Closing the door (only when locked by push button) 	Cannot be locked	Always unlocked
Double Keyed*					
Corridor C F88 	<ul style="list-style-type: none"> Rotating the inside lever, Rotating the outside lever when not locked by key, Turning the key in the outside lever 	Turning the key in the inside lever	Turning the key in the inside lever	Cannot be locked	Always unlocked
Storeroom * G F91 	<ul style="list-style-type: none"> Rotating the outside lever when not locked by key, Rotating the inside lever when not locked by key 	<ul style="list-style-type: none"> Turning the key in the inside lever, Turning the key in the outside lever 	<ul style="list-style-type: none"> Turning the key in the inside lever, Turning the key in the outside lever 	<ul style="list-style-type: none"> Turning the key in the inside lever, Turning the key in the outside lever 	<ul style="list-style-type: none"> Turning the key in the inside lever, Turning the key in the outside lever
Turning the key in either the inside or the outside, locks or unlocks both sides.					

*ATTENTION: Locksets that secure both sides of the door are controlled by building codes and the Life Safety Code. In an emergency exit situation, failure to quickly unlock the inside lever could be hazardous or even fatal.

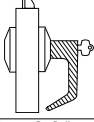
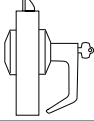
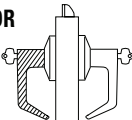
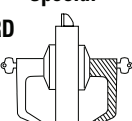

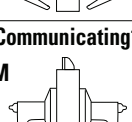
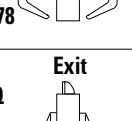
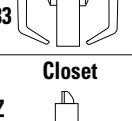
Function & Diag. (ANSI No.)	Description	Outside Lever		Inside Lever	
		Latch operated by	Locked by	Unlocked by	Locked by
Double Keyed (Continued)					
Intruder IN  F110	<ul style="list-style-type: none"> Rotating inside lever, Rotating outside lever only when not locked by inside or outside key 	<ul style="list-style-type: none"> Turning key in the inside lever, Turning the key in the outside lever 	<ul style="list-style-type: none"> Turning key in the inside lever, Turning the key in the outside lever 	Cannot be locked	Always unlocked
Communicating* S  F80	<ul style="list-style-type: none"> Turning the key in the inside lever, Turning the key in the outside lever, Rotating the inside or outside lever (if unlocked) 	Turning the key in the outside lever	Turning the key in the outside lever	Turning the key in the inside lever	Turning the key in the inside lever
Turning the key in either lever, locks or unlocks its own lever independently.					
Communicating* W  F87	<ul style="list-style-type: none"> Turning the key in the inside lever, Turning the key in the outside lever 	Always fixed	Cannot be unlocked	Always fixed	Cannot be unlocked
Keyless					
Privacy L  F76	<ul style="list-style-type: none"> Rotating the inside lever Rotating the outside lever only when the inside push button is out 	Pushing the inside button	<ul style="list-style-type: none"> Rotating the outside slotted button, Rotating the inside lever, Closing the door. 	Cannot be locked	Always unlocked
Passage N  F75	<ul style="list-style-type: none"> Rotating the inside lever, Rotating the outside lever 	Cannot be locked	Always unlocked	Cannot be locked	Always unlocked
Exit NX  F89	Rotating the inside lever	Always fixed	Always fixed	Cannot be locked	Always unlocked
Patio P  F77	<ul style="list-style-type: none"> Rotating the inside lever, Rotating the outside lever only when the inside push button is out 	Pushing the inside button	<ul style="list-style-type: none"> Rotating the inside lever, Closing the door 	Cannot be locked	Always unlocked
Exit Y  	Rotating the inside lever			Cannot be locked	Always unlocked
Single Dummy Trim 1DT  	This is a single, surface-mounted lever for an inactive door or a non-latching door				
Double Dummy Trim 2DT  	This is a through bolt mounted pair of matching levers for an inactive door or a non-latching door				

*ATTENTION: Locksets that secure both sides of the door are controlled by building codes and the Life Safety Code. In an emergency exit situation, failure to quickly unlock the inside lever could be hazardous or even fatal.

FUNCTIONS

Function & Diag. (ANSI No.)	Description	Inside Lever			
		Latched operated by	Locked by	Unlocked by	Locked by
Electromechanical					
Electrically Locked DEL 	<ul style="list-style-type: none"> Rotating the inside lever, Rotating the outside lever only when power is off, Turning the key in the outside lever 	<ul style="list-style-type: none"> Applying 24 Volts DC. Outside lever remains locked only while power is on 	Switching off 24 Volts DC	Cannot be locked	Always unlocked
Electrically Unlocked DEU 	<ul style="list-style-type: none"> Rotating the inside lever, Rotating the outside lever only when power is on, Turning the key in the outside lever 	Switching off 24 Volts DC	<ul style="list-style-type: none"> Applying 24 Volts DC Outside lever remains unlocked only while power is on 	Cannot be locked	Always unlocked
Special					
Dormitory or Storeroom A  F81	<ul style="list-style-type: none"> Rotating the inside lever, Rotating the outside lever only when inside turn button is in unlocked position, Turning the key in the outside lever 	Turning the inside button	Turning the inside button	Cannot be locked	Always unlocked
NOTE: Turn button must be manually rotated to unlock the outside lever.					
Office B  F82	<ul style="list-style-type: none"> Rotating the inside lever, Rotating the outside lever only when inside push button is out, Turning the key in the outside lever 	Pushing the inside button		Cannot be locked	Always unlocked
NOTE: Push button is released by turning the key in the outside lever, OR rotating the inside lever. Closing the door does not release the push button.					
Closet or Storeroom DZ 	<ul style="list-style-type: none"> Turning the key in the outside lever, Turning the inside closet turn knob 	Always fixed	Cannot be unlocked	Closet turn knob cannot be locked	Closet turn knob cannot be locked
Entrance or Office EA 	<ul style="list-style-type: none"> Rotating the inside lever, Rotating the outside lever only when inside push button is out, Turning the key in the outside lever 	<ul style="list-style-type: none"> Pushing the inside button, Pushing and turning the inside button. Turning the slotted button keeps the outside lever locked until the button is turned back 	<ul style="list-style-type: none"> Turning the key in the outside lever, Rotating the inside lever, Turning the slotted button back 	Cannot be locked	Always unlocked
Closet or Storeroom RZ 	<ul style="list-style-type: none"> Turning the key in the outside lever, Turning the inside closet turn knob, Rotating the outside lever when not locked by key 	Turning the key in the outside lever	Turning the key in the outside lever	Closet turn knob cannot be locked	Closet turn knob always free
Special* XD 	Turning the key in the inside lever	Always fixed	Cannot be unlocked	Always fixed	Cannot be unlocked
Special* XR 	<ul style="list-style-type: none"> Turning the key in the inside lever, Rotating the inside lever when not locked by key 	Always fixed	Cannot be unlocked	Turning the key in the inside lever	Turning the key in the inside lever

*ATTENTION: Locksets that secure both sides of the door are controlled by building codes and the Life Safety Code. In an emergency exit situation, failure quickly unlock the inside lever could be hazardous or even fatal.

Function & Diag. (ANSI No.)	Description Latch operated by	Outside Lever		Inside Lever	
		Locked by	Unlocked by	Locked by	Unlocked by
Special (Continued)					
Exit * YD 	Turning the key in the inside lever			Always fixed	Cannot be unlocked
Special * YR 	<ul style="list-style-type: none"> Turning the key in the inside lever, Rotating the inside lever when not locked by key 			Turning the key in the inside lever	Turning the key in the inside lever
Special * DR 	<ul style="list-style-type: none"> Rotating the inside lever only when not locked by key, Turning the key in the outside lever, Turning the key in the inside lever 	Always fixed	Cannot be unlocked	Turning the key in the inside lever	Turning the key in the inside lever
Special * RD 	<ul style="list-style-type: none"> Rotating the outside lever only when not locked by key, Turning the key in the outside lever, Turning the key in the inside lever 	Turning the key in the outside lever	Turning the key in the outside lever	Always fixed	Cannot be unlocked
Hospital Privacy LL 	<ul style="list-style-type: none"> Rotating the inside lever, Rotating the outside lever only when the inside push button is out 	Pushing the inside push button	<ul style="list-style-type: none"> Turning the turn button in the outside lever, Rotating the inside lever, Closing the door 	Cannot be locked	Always unlocked
Communicating* M F78 	<ul style="list-style-type: none"> Rotating the inside lever-only when the outside turn button is in the unlocked position, Rotating the outside lever-only when the inside turn button is in the unlocked position 	Turning the inside turn button	Turning the inside turn button	Turning the outside turn button	Turning the outside turn button
NOTE: Do not use this function for rooms that have no other entrance.					
Exit Q F83 	<ul style="list-style-type: none"> Rotating the inside lever, Rotating the outside lever-only when the inside turn button is in the unlocked position 	Turning the inside turn button	Turning the inside turn button	Cannot be locked	Always unlocked
Closet Z 	<ul style="list-style-type: none"> Rotating the outside lever, Turning the inside closet turn knob 	Cannot be locked	Always unlocked	Closet turn knob cannot be locked	Closet turn knob is always free

*ATTENTION: Locksets that secure both sides of the door are controlled by building codes and the Life Safety Code. In an emergency exit situation, failure to quickly unlock the inside lever could be hazardous or even fatal.